


# Center Locks and Glass Keepers



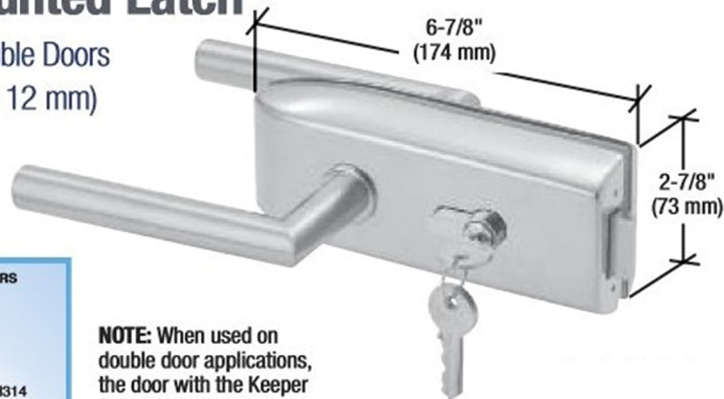
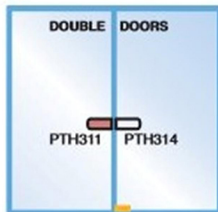
- Available in Two Sizes: 4" x 10" and 6" x 10"
- Choose From Three Types: Deadlatch, Long Throw Deadlock, and Hook Throw Deadlock
- For Use With 1/2" (12 mm) Tempered Glass; Custom Sizes for Other Glass Thicknesses Available on Special Order
- Installs Easily With Bolts; No Messy Silicone or Cement Required
- Available in Five Stock Finishes Plus Custom Finishes on Special Order



Center Locks are available in three types: Deadlatch, Long Throw Deadlock, and Hook Throw Deadlock. A variety of pull handles and latch-operating devices (Thumbturns, Keyed Cylinders, Lever Handles, and Paddle Handles) are available to accommodate different requirements. We carry stock units for immediate shipment, and can fabricate custom units that can be shipped within one week. We offer easy-to-use Quote/Order Forms that takes you through all the required information needed to produce your Custom Center Lock.

## Glass Mounted Latch

- Works on Single or Double Doors
- For 3/8" or 1/2" (10 or 12 mm) Tempered Glass
- Field Reversible
- Quiet Closing



**NOTE:** When used on double door applications, the door with the Keeper should be secured in place with a lock at the bottom of the door.



Included